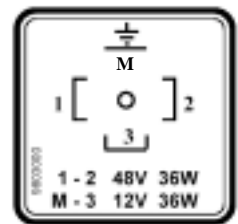
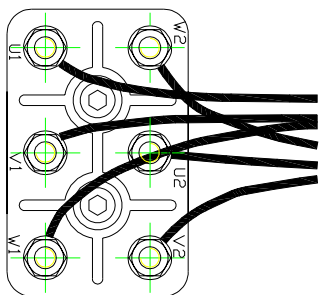


- S Motor protection thermistors
- T Oil thermostat 70°C opening
- (H) Oil heater resistance 500 W

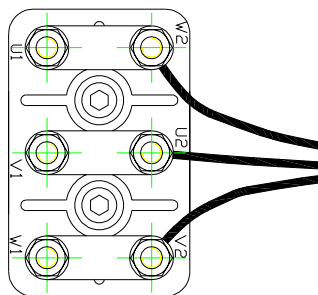
16a - 16b 48/12



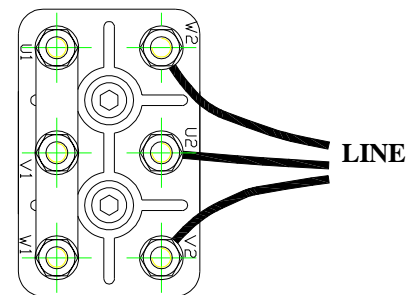
- 16a Downstroke solenoid valve 45 W (connection to solenoid valve direct)
- (16b) Emergency downstroke solenoid valve 48/12 V 36 W (connection to solenoid valve direct)
- 20 Upward stop solenoid valve (Soft-Stop) 45 W (connection to solenoid valve direct)
- 22 Speed shift solenoid valve 45 W (connection to solenoid valve direct)



$\lambda \Delta$  CONNECTION

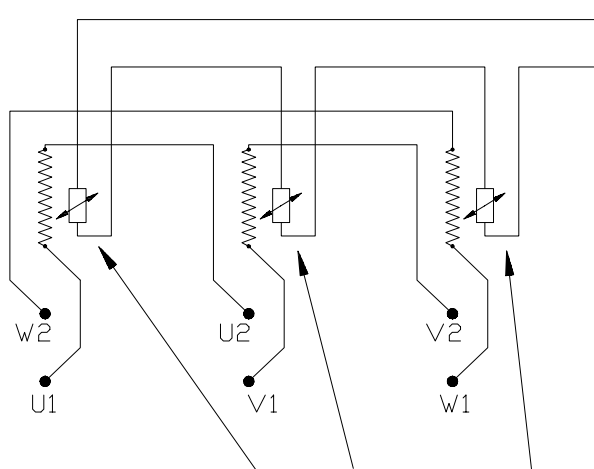


$\Delta$  CONNECTION



$\lambda$  CONNECTION

MOTORELECTRICAL DIAGRAM



- Thermistors terminals (S) to be connected to the amplifier
- MAX VOLTAGE 2.5 V

PTC  
in the winding

**ELECTRICAL CONNECTION  
PUMP UNIT  
93/E - SL Soft Stop**



**Start Elevator Srl**

04 350 / G

rev. 0

1/1